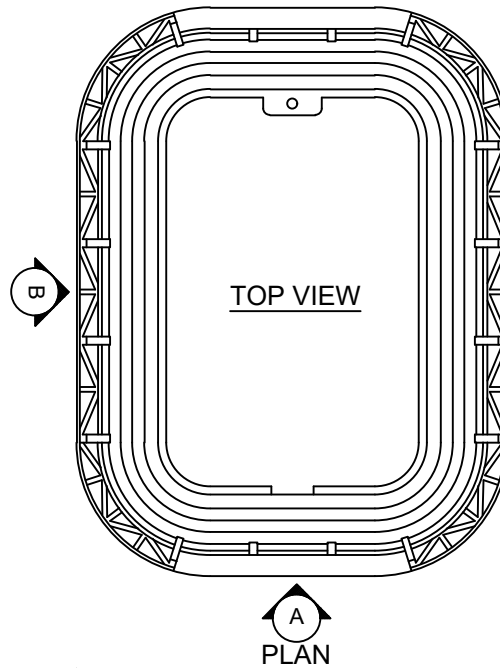
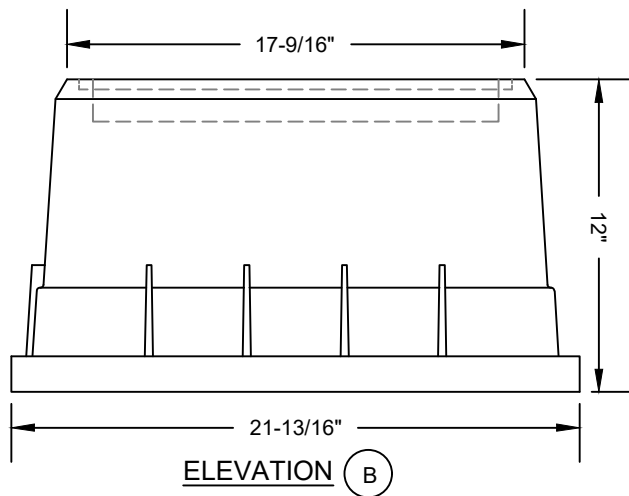


NOTES:

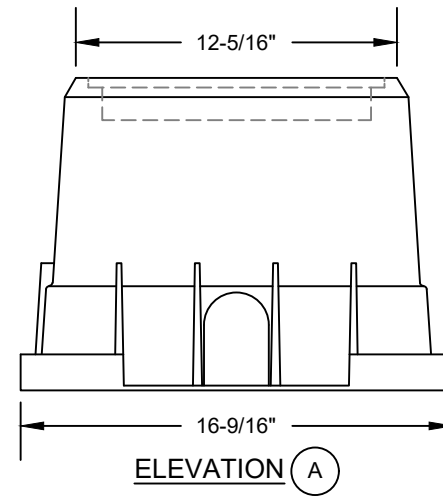
1. ALL MATERIALS SHALL BE APPROVED BY FAYPWC. SEE DRAWING W.4 SHEET 2 OF 2 FOR METER BOX LID DETAIL.
2. METER BOX SHALL NOT BE LOCATED WHERE H-20 LOADINGS CAN IMPACT BOX OR COVER.
3. FOR 1" WATER LATERAL INSTALLATION SEE FAYPWC DETAIL W.2
4. DIMENSION'S ± 1/16 U.N.O.



A
PLAN



B
ELEVATION



A
ELEVATION

ELEVATION VIEW

1-INCH METER BOX DETAILS

N.T.S.

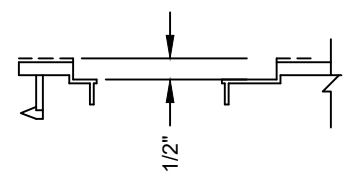
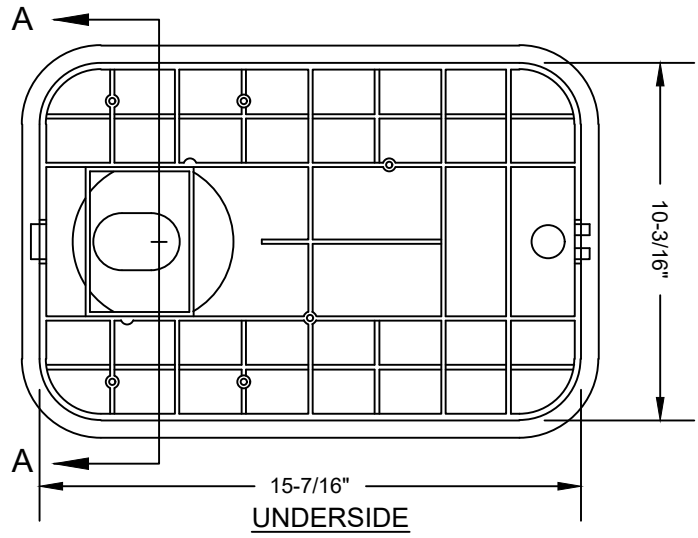
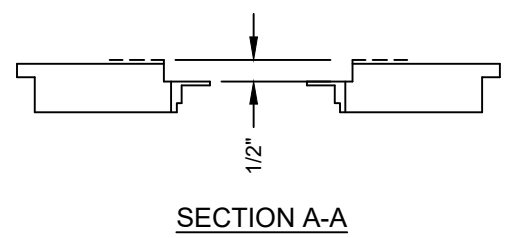
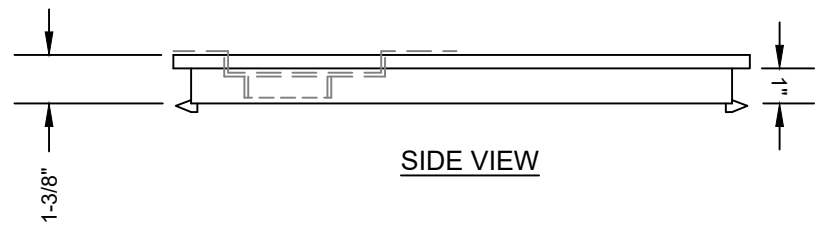
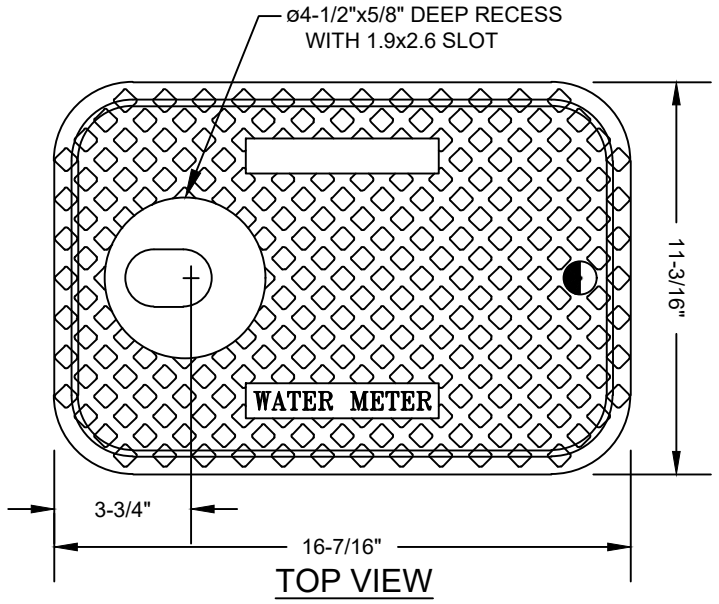
FAYETTEVILLE
PUBLIC WORKS COMMISSION
FAYETTEVILLE, N.C.

WATER RESOURCES
ENGINEERING DEPARTMENT



NO.	DATE	REVISION
1	03/10	CHANGED BOX DIMENSIONS

SHEET NO. 1 OF 2	DWG. NO. W.4	DWG. BY: FAYPWC
	DATE: JAN. 01, 2025	APPROVED BY: K.A.H.



1-INCH METER BOX LID N.T.S.			FAYETTEVILLE PUBLIC WORKS COMMISSION FAYETTEVILLE, N.C.				NO.	DATE	REVISION
							1	07/07	REVISED LID
SHEET NO. 2 OF 2	DWG. NO. W.4	DWG. BY: FAYPWC	WATER RESOURCES ENGINEERING DEPARTMENT				1	03/10	CHANGED BOX AND LID DIMENSIONS
DATE: JAN. 01, 2025	APPROVED BY: K.A.H.						2	01/15	REVISED LID